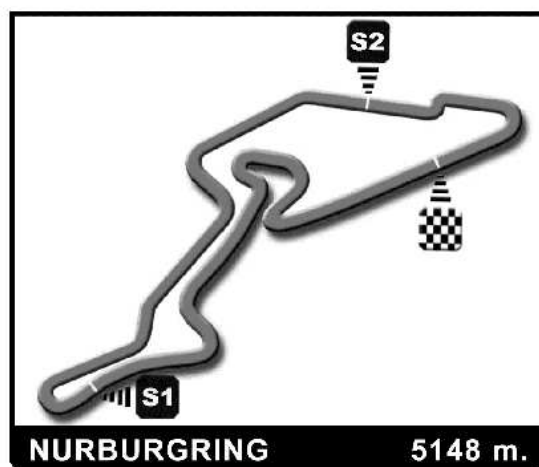


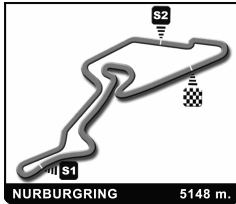
# FORMULA RENAULT **2.0**

 EURO CUP

## ROUND 3: NURBURGRING

EURO CUP FORMULA RENAULT 2.0  
Results Booklet





Computerised results and timing service

**ROUND 3: NURBURGRING**  
**EUROCUP FORMULA RENAULT 2.0**  
**COLLECTIVE TEST 1**  
**Classification**

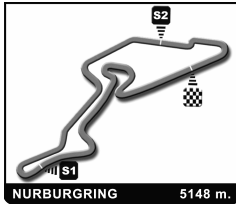
Driver	Nation	ASN	Team	Time	Lap	Total	Gap	Kph
1 35 Oscar Andres TUNJO	COL	COL	JOSEF KAUFMANN RACING	1:58.970	13	14	-	155.8
2 36 Stoffel VANDOORNE	BEL	BEL	KTR	1:59.055	11	13	+0.085	155.7
3 2 Paul Loup CHATIN	FRA	FRA	TECH 1 RACING	1:59.454	13	15	+0.484	155.1
4 34 Robin FRIJNS	NED	NED	JOSEF KAUFMANN RACING	1:59.534	11	12	+0.564	155.0
5 7 Joni WIMAN	FIN	FIN	KOIRANEN MOTORSPORT	1:59.744	12	14	+0.774	154.8
6 71 Melville McKEE	GBR	GBR	ARTA ENGINEERING	1:59.952	7	10	+0.982	154.5
7 1 Javier TARANCON	ESP	ESP	TECH 1 RACING	2:00.038	12	13	+1.068	154.4
8 30 Come LEDOGAR	FRA	FRA	R-ACE GRAND PRIX	2:00.207	12	13	+1.237	154.2
9 6 Daniil KYYAT	RUS	RUS	KOIRANEN MOTORSPORT	2:00.280	13	14	+1.310	154.1
10 40 Yann ZIMMER	FRA	FRA	ARTA ENGINEERING	2:00.338	13	14	+1.368	154.0
11 5 Carlos SAINZ	ESP	ESP	KOIRANEN MOTORSPORT	2:00.391	12	15	+1.421	153.9
12 14 Alex RIBERAS	ESP	ESP	EPIC RACING	2:00.432	10	13	+1.462	153.9
13 9 Timmy HANSEN	SWE	SWE	INTERWETTEN.COM JUNIOR TEAM	2:00.435	6	12	+1.465	153.9
14 33 Mathieu JAMINET	FRA	FRA	JOSEF KAUFMANN RACING	2:00.494	10	12	+1.524	153.8
15 18 Kevin KLEVEROS	SWE	SWE	MP MOTORSPORT	2:00.499	11	13	+1.529	153.8
16 27 Felix SERRALLES	PUR	USA	FORTEC MOTORSPORT	2:00.671	12	14	+1.701	153.6
17 10 Christof VON GRUNIGEN	SUI	SUI	INTERWETTEN.COM JUNIOR TEAM	2:00.756	8	13	+1.786	153.5
18 32 Norman NATO	FRA	FRA	R-ACE GRAND PRIX	2:01.063	11	13	+2.093	153.1
19 24 Vittorio GHIRELLI	ITA	ITA	ONE RACING	2:01.111	9	11	+2.141	153.0
20 20 Karl Oscar LIIV	EST	EST	MP MOTORSPORT	2:01.112	5	12	+2.142	153.0
21 8 John BRYANT MEISNER	SWE	SWE	KOIRANEN MOTORSPORT	2:01.336	13	14	+2.366	152.7
22 26 Roman MAVLANOV	RUS	RUS	BOETTI RACING TEAM	2:01.583	7	13	+2.613	152.4
23 28 Will STEVENS	GBR	GBR	FORTEC MOTORSPORT	2:01.654	5	6	+2.684	152.3
24 39 Ronnie LUNDSTROMER	SUE	SUE	KEO RACING	2:02.240	11	12	+3.270	151.6
25 4 Miki WECKSTROM	FIN	FIN	TECH 1 RACING	2:02.353	11	12	+3.383	151.5
26 70 Hans VILLEMI	EST	EST	KOIRANEN MOTORSPORT	2:02.439	8	14	+3.469	151.4
27 19 Johannes MOOR	EST	EST	MP MOTORSPORT	2:02.553	9	10	+3.583	151.2
28 31 Pieter SCHOTHORST	NED	NED	R-ACE GRAND PRIX	2:02.705	11	12	+3.735	151.0
29 38 Sandy STUVIK	THA	THA	KEO RACING	2:02.841	12	13	+3.871	150.9
30 22 Henrique MARTINS	BRA	BRA	CRAM COMPETITION	2:02.940	11	12	+3.970	150.7
31 21 Richard GONDA	SVK	SVK	KRENEK MOTORSPORT	2:03.027	11	12	+4.057	150.6
32 17 Thomas JAGER	AUT	AUT	EPIC RACING	2:03.909	9	11	+4.939	149.6
33 23 Denis NAGULIN	RUS	RUS	CRAM COMPETITION	2:04.756	8	13	+5.786	148.6
34 25 Edolo GHIRELLI	ITA	ITA	ONE RACING	2:05.198	8	9	+6.228	148.0

<b>Fastest Lap</b>	Lap 13	Oscar Andres TUNJO	1:58.970	155.8 Kph
<b>Circuit Record Lap</b>				Kph
<b>Circuit Best Lap</b>	17/06/2011	Oscar Andres TUNJO	1:58.970	155.8 Kph

Published at: .....

Track Status: **DRY**

Stewards:	Timekeeper:
-----------	-------------



Computerised results and timing service

**ROUND 3: NURBURGRING**  
**EUROCUP FORMULA RENAULT 2.0**  
**COLLECTIVE TEST 2**  
**Classification**

Driver	Nation	ASN	Team	Time	Lap	Total	Gap	Kph
1 71 Melville McKEE	GBR	GBR	ARTA ENGINEERING	J	1:57.551	15 15	-	157.7
2 9 Timmy HANSEN	SWE	SWE	INTERWETTEN.COM JUNIOR TEAM		1:57.562	13 16	+0.011	157.6
3 6 Daniil KYYAT	RUS	RUS	KOIRANEN MOTORSPORT	J	1:57.643	17 17	+0.092	157.5
4 36 Stoffel VANDOORNE	BEL	BEL	KTR		1:57.657	12 13	+0.106	157.5
5 14 Alex RIBERAS	ESP	ESP	EPIC RACING	J	1:57.659	14 15	+0.108	157.5
6 5 Carlos SAINZ	ESP	ESP	KOIRANEN MOTORSPORT	J	1:57.692	14 17	+0.141	157.5
7 2 Paul Loup CHATIN	FRA	FRA	TECH 1 RACING		1:57.717	11 16	+0.166	157.4
8 34 Robin FRIJNS	NED	NED	JOSEF KAUFMANN RACING		1:57.767	12 14	+0.216	157.4
9 28 Will STEVENS	GBR	GBR	FORTEC MOTORSPORT		1:57.956	14 17	+0.405	157.1
10 7 Joni WIMAN	FIN	FIN	KOIRANEN MOTORSPORT	J	1:57.996	13 16	+0.445	157.1
11 35 Oscar Andres TUNJO	COL	COL	JOSEF KAUFMANN RACING	J	1:58.023	11 15	+0.472	157.0
12 1 Javier TARANCON	ESP	ESP	TECH 1 RACING		1:58.211	12 15	+0.660	156.8
13 33 Mathieu JAMINET	FRA	FRA	JOSEF KAUFMANN RACING	J	1:58.561	14 17	+1.010	156.3
14 4 Miki WECKSTROM	FIN	FIN	TECH 1 RACING		1:58.581	13 15	+1.030	156.3
15 10 Christof VON GRUNIGEN	SUI	SUI	INTERWETTEN.COM JUNIOR TEAM		1:58.659	11 15	+1.108	156.2
16 24 Vittorio GHIRELLI	ITA	ITA	ONE RACING	J	1:58.681	11 15	+1.130	156.2
17 8 John BRYANT MEISNER	SWE	SWE	KOIRANEN MOTORSPORT	J	1:58.694	14 17	+1.143	156.1
18 40 Yann ZIMMER	FRA	FRA	ARTA ENGINEERING		1:58.741	6 13	+1.190	156.1
19 27 Felix SERRALLES	PUR	USA	FORTEC MOTORSPORT		1:58.808	17 17	+1.257	156.0
20 18 Kevin KLEVEROS	SWE	SWE	MP MOTORSPORT		1:58.969	13 14	+1.418	155.8
21 32 Norman NATO	FRA	FRA	R-ACE GRAND PRIX		1:59.077	6 15	+1.526	155.6
22 70 Hans VILLEMI	EST	EST	KOIRANEN MOTORSPORT	J	1:59.223	14 17	+1.672	155.4
23 20 Karl Oscar LIIV	EST	EST	MP MOTORSPORT	J	1:59.306	4 10	+1.755	155.3
24 30 Come LEDOGAR	FRA	FRA	R-ACE GRAND PRIX		1:59.541	9 15	+1.990	155.0
25 22 Henrique MARTINS	BRA	BRA	CRAM COMPETITION		1:59.542	14 15	+1.991	155.0
26 31 Pieter SCHOTHORST	NED	NED	R-ACE GRAND PRIX		1:59.585	13 13	+2.034	155.0
27 38 Sandy STUVIK	THA	THA	KEO RACING	J	1:59.605	12 16	+2.054	155.0
28 19 Johannes MOOR	EST	EST	MP MOTORSPORT		1:59.668	13 14	+2.117	154.9
29 26 Roman MAVLANOV	RUS	RUS	BOETTI RACING TEAM	J	1:59.845	16 16	+2.294	154.6
30 25 Edolo GHIRELLI	ITA	ITA	ONE RACING		1:59.914	12 15	+2.363	154.6
31 39 Ronnie LUNDSTROMER	SUE	SUE	KEO RACING	J	1:59.964	11 15	+2.413	154.5
32 21 Richard GONDA	SVK	SVK	KRENEK MOTORSPORT	J	2:00.662	15 15	+3.111	153.6
33 17 Thomas JAGER	AUT	AUT	EPIC RACING		2:00.725	11 14	+3.174	153.5
34 23 Denis NAGULIN	RUS	RUS	CRAM COMPETITION		2:01.899	13 14	+4.348	152.0

<b>Fastest Lap</b>	Lap 15	Melville McKEE	1:57.551	157.7 Kph
<b>Circuit Record Lap</b>	5/4/2007	Oliver OAKES	1:58.527	156.4 Kph
<b>Circuit Best Lap</b>	5/4/2007	Charles PIC	1:57.264	158.0 Kph

Published at: .....

Track Status: **DRY**

Stewards:	Timekeeper:
-----------	-------------



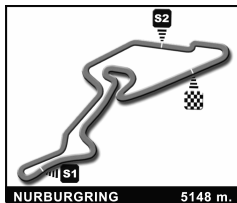
Computerised results and timing service

**ROUND 3: NURBURGRING**  
**EUROCUP FORMULA RENAULT 2.0**  
**COLLECTIVE TEST**  
**Classification**

Driver	NAT	ASN	Team		Session 1		Session 2		Time	Gap
					Time	Lap	Time	Lap		
1 71 Melville McKEE	GBR	GBR	ARTA ENGINEERING	J	1:59.952	7	1:57.551	15	1:57.551	
2 9 Timmy HANSEN	SWE	SWE	INTERWETTEN.COM JUNIOR TEAM		2:00.435	6	1:57.562	13	1:57.562	+0.011
3 6 Daniil KYAT	RUS	RUS	KOIRANEN MOTORSPORT	J	2:00.280	13	1:57.643	17	1:57.643	+0.092
4 36 Stoffel VANDOORNE	BEL	BEL	KTR		1:59.055	11	1:57.657	12	1:57.657	+0.106
5 14 Alex RIBERAS	ESP	ESP	EPIC RACING	J	2:00.432	10	1:57.659	14	1:57.659	+0.108
6 5 Carlos SAINZ	ESP	ESP	KOIRANEN MOTORSPORT	J	2:00.391	12	1:57.692	14	1:57.692	+0.141
7 2 Paul Loup CHATIN	FRA	FRA	TECH 1 RACING		1:59.454	13	1:57.717	11	1:57.717	+0.166
8 34 Robin FRIJNS	NED	NED	JOSEF KAUFMANN RACING		1:59.534	11	1:57.767	12	1:57.767	+0.216
9 28 Will STEVENS	GBR	GBR	FORTEC MOTORSPORT		2:01.654	5	1:57.956	14	1:57.956	+0.405
10 7 Joni WIMAN	FIN	FIN	KOIRANEN MOTORSPORT	J	1:59.744	12	1:57.996	13	1:57.996	+0.445
11 35 Oscar Andres TUNJO	COL	COL	JOSEF KAUFMANN RACING	J	1:58.970	13	1:58.023	11	1:58.023	+0.472
12 1 Javier TARANCON	ESP	ESP	TECH 1 RACING		2:00.038	12	1:58.211	12	1:58.211	+0.660
13 33 Mathieu JAMINET	FRA	FRA	JOSEF KAUFMANN RACING	J	2:00.494	10	1:58.561	14	1:58.561	+1.010
14 4 Miki WECKSTROM	FIN	FIN	TECH 1 RACING		2:02.353	11	1:58.581	13	1:58.581	+1.030
15 10 Christof VON GRUNIGEN	SUI	SUI	INTERWETTEN.COM JUNIOR TEAM		2:00.756	8	1:58.659	11	1:58.659	+1.108
16 24 Vittorio GHIRELLI	ITA	ITA	ONE RACING	J	2:01.111	9	1:58.681	11	1:58.681	+1.130
17 8 John BRYANT MEISNER	SWE	SWE	KOIRANEN MOTORSPORT	J	2:01.336	13	1:58.694	14	1:58.694	+1.143
18 40 Yann ZIMMER	FRA	FRA	ARTA ENGINEERING		2:00.338	13	1:58.741	6	1:58.741	+1.190
19 27 Felix SERRALLES	PUR	USA	FORTEC MOTORSPORT		2:00.671	12	1:58.808	17	1:58.808	+1.257
20 18 Kevin KLEVEROS	SWE	SWE	MP MOTORSPORT		2:00.499	11	1:58.969	13	1:58.969	+1.418
21 32 Norman NATO	FRA	FRA	R-ACE GRAND PRIX		2:01.063	11	1:59.077	6	1:59.077	+1.526
22 70 Hans VILLEMI	EST	EST	KOIRANEN MOTORSPORT	J	2:02.439	8	1:59.223	14	1:59.223	+1.672
23 20 Karl Oscar LIIV	EST	EST	MP MOTORSPORT	J	2:01.112	5	1:59.306	4	1:59.306	+1.755
24 30 Come LEDOGAR	FRA	FRA	R-ACE GRAND PRIX		2:00.207	12	1:59.541	9	1:59.541	+1.990
25 22 Henrique MARTINS	BRA	BRA	CRAM COMPETITION		2:02.940	11	1:59.542	14	1:59.542	+1.991
26 31 Pieter SCHOTHORST	NED	NED	R-ACE GRAND PRIX		2:02.705	11	1:59.585	13	1:59.585	+2.034
27 38 Sandy STUVIK	THA	THA	KEO RACING	J	2:02.841	12	1:59.605	12	1:59.605	+2.054
28 19 Johannes MOOR	EST	EST	MP MOTORSPORT		2:02.553	9	1:59.668	13	1:59.668	+2.117
29 26 Roman MAVLANOV	RUS	RUS	BOETTI RACING TEAM	J	2:01.583	7	1:59.845	16	1:59.845	+2.294
30 25 Edolo GHIRELLI	ITA	ITA	ONE RACING		2:05.198	8	1:59.914	12	1:59.914	+2.363
31 39 Ronnie LUNDSTROMER	SUE	SUE	KEO RACING	J	2:02.240	11	1:59.964	11	1:59.964	+2.413
32 21 Richard GONDA	SVK	SVK	KRENEK MOTORSPORT	J	2:03.027	11	2:00.662	15	2:00.662	+3.111
33 17 Thomas JAGER	AUT	AUT	EPIC RACING		2:03.909	9	2:00.725	11	2:00.725	+3.174
34 23 Denis NAGULIN	RUS	RUS	CRAM COMPETITION		2:04.756	8	2:01.899	13	2:01.899	+4.348

Published at: .....

<b>Stewards:</b>	<b>Timekeeper:</b>
------------------	--------------------



Computerised results and timing service

**ROUND 3: NURBURGRING**  
**EUROCUP FORMULA RENAULT 2.0**  
**QUALIFYING 1 GROUP A**  
**Final Classification**

Driver	Nation	ASN	Team	Time	Lap	Total	Gap	Kph
1 34 <b>Robin FRIJNS</b>	NED	NED	JOSEF KAUFMANN RACING	<b>1:57.029</b>	6	6	-	<b>158.4</b>
2 5 <b>Carlos SAINZ</b>	ESP	ESP	KOIRANEN MOTORSPORT	<b>1:57.250</b>	5	5	+0.221	<b>158.1</b>
3 9 <b>Timmy HANSEN</b>	SWE	SWE	INTERWETTEN.COM JUNIOR TEAM	<b>1:57.357</b>	6	6	+0.328	<b>157.9</b>
4 36 <b>Stoffel VANDOORNE</b>	BEL	BEL	KTR	<b>1:57.650</b>	6	6	+0.621	<b>157.5</b>
5 2 <b>Paul Loup CHATIN</b>	FRA	FRA	TECH 1 RACING	<b>1:57.795</b>	6	6	+0.766	<b>157.3</b>
6 22 <b>Henrique MARTINS</b>	BRA	BRA	CRAM COMPETITION	<b>1:58.100</b>	6	6	+1.071	<b>156.9</b>
7 24 <b>Vittorio GHIRELLI</b>	ITA	ITA	ONE RACING	<b>1:58.235</b>	6	6	+1.206	<b>156.7</b>
8 19 <b>Johannes MOOR</b>	EST	EST	MP MOTORSPORT	<b>1:58.327</b>	6	6	+1.298	<b>156.6</b>
9 7 <b>Joni WIMAN</b>	FIN	FIN	KOIRANEN MOTORSPORT	<b>1:58.354</b>	6	6	+1.325	<b>156.6</b>
10 26 <b>Roman MAVLANOV</b>	RUS	RUS	BOETTI RACING TEAM	<b>1:58.386</b>	6	6	+1.357	<b>156.5</b>
11 70 <b>Hans VILLEMI</b>	EST	EST	KOIRANEN MOTORSPORT	<b>1:58.746</b>	6	6	+1.717	<b>156.1</b>
12 27 <b>Felix SERRALLES</b>	PUR	USA	FORTEC MOTORSPORT	<b>1:58.754</b>	6	6	+1.725	<b>156.1</b>
13 8 <b>John BRYANT MEISNER</b>	SWE	SWE	KOIRANEN MOTORSPORT	<b>1:58.852</b>	6	6	+1.823	<b>155.9</b>
14 10 <b>Christof VON GRUNIGEN</b>	SUI	SUI	INTERWETTEN.COM JUNIOR TEAM	<b>1:59.079</b>	6	6	+2.050	<b>155.6</b>
15 21 <b>Richard GONDA</b>	SVK	SVK	KRENEK MOTORSPORT	<b>2:00.186</b>	6	6	+3.157	<b>154.2</b>
16 14 <b>Alex RIBERAS</b>	ESP	ESP	EPIC RACING	<b>2:01.279</b>	2	5	+4.250	<b>152.8</b>

Max. qual. time: 2:08.731

4 **Miki WECKSTROM**

FIN FIN TECH 1 RACING

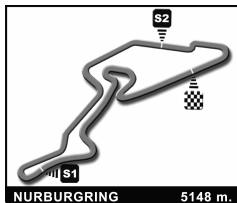
	Lap	Driver	Time	Kph
<b>Fastest Lap</b>	Lap 6	Robin FRIJNS	<b>1:57.029</b>	158.4 Kph
<b>Circuit Record Lap</b>	5/4/2007	Oliver OAKES	<b>1:58.527</b>	156.4 Kph
<b>Circuit Best Lap</b>	18/06/2011	Will STEVENS	<b>1:56.578</b>	159.0 Kph

Nº 4 AND 14 BEST LAPTIME DELETED DUE TO ART.- 28.12

Published at: .....

Track Status: **WET**

<b>Stewards:</b>	<b>Timekeeper:</b>
------------------	--------------------



Computerised results and timing service

**ROUND 3: NURBURGRING**  
**EUROCUP FORMULA RENAULT 2.0**  
**QUALIFYING 1 GROUP B**  
**Final Classification**

Driver	Nation	ASN	Team	Time	Lap	Total	Gap	Kph
1 28 Will STEVENS	GBR	GBR	FORTEC MOTORSPORT	<b>1:56.578</b>	8	8	-	<b>159.0</b>
2 32 Norman NATO	FRA	FRA	R-ACE GRAND PRIX	<b>1:56.965</b>	7	8	+0.387	<b>158.4</b>
3 35 Oscar Andres TUNJO	COL	COL	JOSEF KAUFMANN RACING	<b>1:57.259</b>	7	8	+0.681	<b>158.1</b>
4 6 Daniil KVIAT	RUS	RUS	KOIRANEN MOTORSPORT	<b>1:57.370</b>	7	8	+0.792	<b>157.9</b>
5 31 Pieter SCHOTHORST	NED	NED	R-ACE GRAND PRIX	<b>1:57.603</b>	8	8	+1.025	<b>157.6</b>
6 1 Javier TARANCON	ESP	ESP	TECH 1 RACING	<b>1:57.682</b>	7	8	+1.104	<b>157.5</b>
7 30 Come LEDOGAR	FRA	FRA	R-ACE GRAND PRIX	<b>1:57.765</b>	8	8	+1.187	<b>157.4</b>
8 18 Kevin KLEVEROS	SWE	SWE	MP MOTORSPORT	<b>1:57.783</b>	3	8	+1.205	<b>157.3</b>
9 71 Melville McKEE	GBR	GBR	ARTA ENGINEERING	<b>1:57.807</b>	7	8	+1.229	<b>157.3</b>
10 20 Karl Oscar LIIV	EST	EST	MP MOTORSPORT	<b>1:57.870</b>	8	8	+1.292	<b>157.2</b>
11 40 Yann ZIMMER	FRA	FRA	ARTA ENGINEERING	<b>1:58.418</b>	8	8	+1.840	<b>156.5</b>
12 25 Edolo GHIRELLI	ITA	ITA	ONE RACING	<b>1:58.484</b>	8	8	+1.906	<b>156.4</b>
13 33 Mathieu JAMINET	FRA	FRA	JOSEF KAUFMANN RACING	<b>1:58.506</b>	6	8	+1.928	<b>156.4</b>
14 38 Sandy STUVIK	THA	THA	KEO RACING	<b>1:58.772</b>	8	8	+2.194	<b>156.0</b>
15 17 Thomas JAGER	AUT	AUT	EPIC RACING	<b>1:58.991</b>	7	8	+2.413	<b>155.7</b>
16 39 Ronnie LUNDSTROMER	SWE	SWE	KEO RACING	<b>1:59.213</b>	8	8	+2.635	<b>155.5</b>
17 23 Denis NAGULIN	RUS	RUS	CRAM COMPETITION	<b>2:04.036</b>	2	3	+7.458	<b>149.4</b>

<b>Fastest Lap</b>	Lap 8	Will STEVENS	<b>1:56.578</b>	159.0 Kph
<b>Circuit Record Lap</b>	5/4/2007	Oliver OAKES	<b>1:58.527</b>	156.4 Kph
<b>Circuit Best Lap</b>	18/06/2011	Will STEVENS	<b>1:56.578</b>	159.0 Kph

Nº 23 BEST LAPTIME DELETED DUE TO ART ..28.12

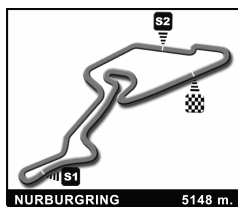
Published at: .....

Track Status:

**WET**

Stewards:

Timekeeper:



Computerised results and timing service

**ROUND 3: NURBURGRING**  
**EURO CUP FORMULA RENAULT 2.0**

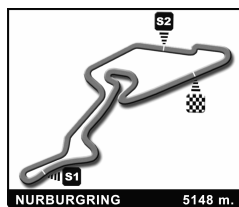
**RACE 1 (25' +1 lap)**

**Starting Grid**

4 - M. WECKSTROM	34	23 - D. NAGULIN	2:04.036	33	
14 - A. RIBERAS	2:01.279	32	39 - R. LUNDSTROMER	1:59.213	31
21 - R. GONDA	2:00.186	30	17 - T. JAGER	1:58.991	29
10 - C. VON GRUNIGEN	1:59.079	28	38 - S. STUVIK	1:58.772	27
8 - J. BRYANT MEISNER	1:58.852	26	33 - M. JAMINET	1:58.506	25
27 - F. SERRALLES	1:58.754	24	25 - E. GHIRELLI	1:58.484	23
70 - H. VILLEMI	1:58.746	22	40 - Y. ZIMMER	1:58.418	21
26 - R. MAVLANOV	1:58.386	20	20 - K. LIIV	1:57.870	19
7 - J. WIMAN	1:58.354	18	71 - M. McKEE	1:57.807	17
19 - J. MOOR	1:58.327	16	18 - K. KLEVEROS	1:57.783	15
24 - V. GHIRELLI	1:58.235	14	30 - C. LEDOGAR	1:57.765	13
22 - H. MARTINS	1:58.100	12	1 - J. TARANCON	1:57.682	11
2 - P. CHATIN	1:57.795	10	31 - P. SCHOTHORST	1:57.603	9
36 - S. VANDOORNE	1:57.650	8	6 - D. KYAT	1:57.370	7
9 - T. HANSEN	1:57.357	6	35 - O. TUNJO	1:57.259	5
5 - C. SAINZ	1:57.250	4	32 - N. NATO	1:56.965	3
34 - R. FRIJNS	1:57.029	2	28 - W. STEVENS	1:56.578	1

Published at: .....

<b>Stewards:</b>	<b>Timekeeper:</b>
------------------	--------------------



Computerised results and timing service

**ROUND 3: NURBURGRING**  
**EUROCUP FORMULA RENAULT 2.0**  
**RACE 1 (25' + 1 lap)**  
**Final Classification**

Driver	Nation	ASN	Team	Laps	Total Time	Gap	Kph	Best Lap		
								Lap	Time	Kph
1 (25) 34 <b>Robin FRIJNS</b>	NED	NED	JOSEF KAUFMANN RACING	14	<b>27:50.501</b>	-	155.3	5	<b>1:58.608</b>	156.3
2 (18) 5 <b>Carlos SAINZ</b>	ESP	ESP	KOIRANEN MOTORSPORT	J 14	<b>27:51.246</b>	+0.745	155.2	4	<b>1:58.430</b>	156.5
3 (15) 32 <b>Norman NATO</b>	FRA	FRA	R-ACE GRAND PRIX	14	<b>27:51.462</b>	+0.961	155.2	7	<b>1:58.510</b>	156.4
4 (12) 28 <b>Will STEVENS</b>	GBR	GBR	FORTEC MOTORSPORT	14	<b>27:51.782</b>	+1.281	155.2	7	<b>1:58.936</b>	155.8
5 (10) 35 <b>Oscar Andres TUNJO</b>	COL	COL	JOSEF KAUFMANN RACING	J 14	<b>27:52.307</b>	+1.806	155.2	4	<b>1:58.714</b>	156.1
6 (8) 9 <b>Timmy HANSEN</b>	SWE	SWE	INTERWETTEN.COM JUNIOR TEAM	14	<b>27:53.021</b>	+2.520	155.1	4	<b>1:58.773</b>	156.0
7 (6) 6 <b>Daniil KYAT</b>	RUS	RUS	KOIRANEN MOTORSPORT	J 14	<b>27:53.750</b>	+3.249	155.0	8	<b>1:58.899</b>	155.9
8 (4) 2 <b>Paul Loup CHATIN</b>	FRA	FRA	TECH 1 RACING	14	<b>27:54.737</b>	+4.236	154.9	7	<b>1:58.847</b>	155.9
9 (2) 1 <b>Javier TARANCON</b>	ESP	ESP	TECH 1 RACING	14	<b>27:55.677</b>	+5.176	154.8	9	<b>1:58.793</b>	156.0
10 (1) 31 <b>Pieter SCHOTHORST</b>	NED	NED	R-ACE GRAND PRIX	14	<b>27:59.402</b>	+8.901	154.5	9	<b>1:59.112</b>	155.6
11 30 <b>Come LEDOGAR</b>	FRA	FRA	R-ACE GRAND PRIX	14	<b>28:01.293</b>	+10.792	154.3	11	<b>1:59.207</b>	155.5
12 24 <b>Vittorio GHIRELLI</b>	ITA	ITA	ONE RACING	J 14	<b>28:06.104</b>	+15.603	153.9	9	<b>1:59.360</b>	155.3
13 18 <b>Kevin KLEVEROS</b>	SWE	SWE	MP MOTORSPORT	14	<b>28:06.254</b>	+15.753	153.9	12	<b>1:59.275</b>	155.4
14 20 <b>Karl Oscar LIIV</b>	EST	EST	MP MOTORSPORT	J 14	<b>28:06.438</b>	+15.937	153.9	9	<b>1:59.440</b>	155.2
15 7 <b>Joni WIMAN</b>	FIN	FIN	KOIRANEN MOTORSPORT	J 14	<b>28:07.220</b>	+16.719	153.8	8	<b>1:59.151</b>	155.5
16 14 <b>Alex RIBERAS</b>	ESP	ESP	EPIC RACING	J 14	<b>28:11.266</b>	+20.765	153.4	11	<b>1:58.611</b>	156.2
17 19 <b>Johannes MOOR</b>	EST	EST	MP MOTORSPORT	14	<b>28:11.718</b>	+21.217	153.4	6	<b>1:59.416</b>	155.2
18 27 <b>Felix SERRALLES</b>	PUR	USA	FORTEC MOTORSPORT	14	<b>28:12.505</b>	+22.004	153.3	6	<b>1:59.129</b>	155.6
19 70 <b>Hans VILLEMI</b>	EST	EST	KOIRANEN MOTORSPORT	J 14	<b>28:14.395</b>	+23.894	153.1	6	<b>1:59.479</b>	155.1
20 36 <b>Stoffel VANDORNE</b>	BEL	BEL	KTR	14	<b>28:14.838</b>	+24.337	153.1	7	<b>1:58.740</b>	156.1
21 10 <b>Christof VON GRUNIGEN</b>	SUI	SUI	INTERWETTEN.COM JUNIOR TEAM	14	<b>28:15.466</b>	+24.965	153.0	6	<b>1:59.162</b>	155.5
22 4 <b>Miki WECKSTROM</b>	FIN	FIN	TECH 1 RACING	14	<b>28:19.914</b>	+29.413	152.6	7	<b>1:59.199</b>	155.5
23 8 <b>John BRYANT MEISNER</b>	SWE	SWE	KOIRANEN MOTORSPORT	J 14	<b>28:21.749</b>	+31.248	152.5	7	<b>1:59.441</b>	155.2
24 17 <b>Thomas JAGER</b>	AUT	AUT	EPIC RACING	14	<b>28:22.626</b>	+32.125	152.4	10	<b>1:59.940</b>	154.5
25 26 <b>Roman MAVLANOV</b>	RUS	RUS	BOETTI RACING TEAM	J 14	<b>28:23.127</b>	+32.626	152.3	12	<b>1:59.697</b>	154.8
26 38 <b>Sandy STUVIK</b>	THA	THA	KEO RACING	J 14	<b>28:31.252</b>	+40.751	151.6	6	<b>2:00.087</b>	154.3
27 39 <b>Ronnie LUNDSTROMER</b>	SWE	SWE	KEO RACING	J 14	<b>28:31.476</b>	+40.975	151.6	6	<b>2:00.349</b>	154.0
28 21 <b>Richard GONDA</b>	SVK	SVK	KRENEK MOTORSPORT	J 14	<b>28:39.463</b>	+48.962	150.9	6	<b>2:00.107</b>	154.3
29 33 <b>Mathieu JAMINET</b>	FRA	FRA	JOSEF KAUFMANN RACING	J 14	<b>28:42.286</b>	+51.785	150.6	7	<b>2:00.554</b>	153.7
30 71 <b>Melville McKEE</b>	GBR	GBR	ARTA ENGINEERING	J 14	<b>28:47.207</b>	+56.706	150.2	6	<b>1:59.310</b>	155.3
31 23 <b>Denis NAGULIN</b>	RUS	RUS	CRAM COMPETITION	14	<b>28:56.184</b>	+1:05.683	149.4	6	<b>2:01.138</b>	153.0
32 40 <b>Yann ZIMMER</b>	FRA	FRA	ARTA ENGINEERING	13	<b>29:05.151</b>	1 Lap	138.1	6	<b>1:59.670</b>	154.9

Not classified:

22 <b>Henrique MARTINS</b>	BRA	BRA	CRAM COMPETITION	8	<b>16:17.635</b>			4	<b>1:59.303</b>	155.3
25 <b>Edolo GHIRELLI</b>	ITA	ITA	ONE RACING	3	<b>9:41.793</b>					

<b>Pole Position</b>		W. STEVENS	<b>1:56.578</b>	
<b>Fastest Lap</b>	Lap 4	Carlos SAINZ	<b>1:58.430</b>	156.5 Kph
<b>Circuit Record Lap</b>	18/06/2011	Carlos SAINZ	<b>1:58.430</b>	156.5 Kph
<b>Circuit Best Lap</b>	18/06/2011	Will STEVENS	<b>1:56.578</b>	159.0 Kph

SUBJECT TO DOPING CHECKS.

Published at: .....

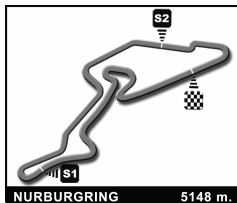
Track Status:

**WET**

Stewards:

Timekeeper:





Computerised results and timing service

**ROUND 3: NURBURGRING**  
**EUROCUP FORMULA RENAULT 2.0**  
**QUALIFYING 2 GROUP B**  
**Final Classification**

Driver	Nation	ASN	Team		Time	Lap	Total	Gap	Kph	
1 6 Daniil KVIAT	RUS	RUS	KOIRANEN MOTORSPORT	J	<b>2:14.043</b>	6	7	-	-	<b>138.3</b>
2 32 Norman NATO	FRA	FRA	R-ACE GRAND PRIX		<b>2:15.956</b>	5	7	+1.913	+1.913	<b>136.3</b>
3 30 Come LEDOGAR	FRA	FRA	R-ACE GRAND PRIX		<b>2:16.129</b>	6	7	+2.086	+0.173	<b>136.1</b>
4 20 Karl Oscar LIIV	EST	EST	MP MOTORSPORT	J	<b>2:16.831</b>	4	6	+2.788	+0.702	<b>135.4</b>
5 1 Javier TARANCON	ESP	ESP	TECH 1 RACING		<b>2:17.029</b>	4	7	+2.986	+0.198	<b>135.2</b>
6 71 Melville McKEE	GBR	GBR	ARTA ENGINEERING	J	<b>2:17.111</b>	6	7	+3.068	+0.082	<b>135.2</b>
7 35 Oscar Andres TUNJO	COL	COL	JOSEF KAUFMANN RACING	J	<b>2:17.360</b>	5	7	+3.317	+0.249	<b>134.9</b>
8 33 Mathieu JAMINET	FRA	FRA	JOSEF KAUFMANN RACING	J	<b>2:17.634</b>	6	7	+3.591	+0.274	<b>134.7</b>
9 40 Yann ZIMMER	FRA	FRA	ARTA ENGINEERING		<b>2:17.745</b>	3	7	+3.702	+0.111	<b>134.5</b>
10 31 Pieter SCHOTHORST	NED	NED	R-ACE GRAND PRIX		<b>2:17.776</b>	4	7	+3.733	+0.031	<b>134.5</b>
11 38 Sandy STUVIK	THA	THA	KEO RACING	J	<b>2:17.999</b>	6	7	+3.956	+0.223	<b>134.3</b>
12 28 Will STEVENS	GBR	GBR	FORTEC MOTORSPORT		<b>2:18.022</b>	5	7	+3.979	+0.023	<b>134.3</b>
13 18 Kevin KLEVEROS	SWE	SWE	MP MOTORSPORT		<b>2:19.513</b>	6	6	+5.470	+1.491	<b>132.8</b>
14 17 Thomas JAGER	AUT	AUT	EPIC RACING		<b>2:19.757</b>	7	7	+5.714	+0.244	<b>132.6</b>
15 39 Ronnie LUNDSTROMER	SWE	SWE	KEO RACING	J	<b>2:20.379</b>	6	6	+6.336	+0.622	<b>132.0</b>
16 25 Edolo GHIRELLI	ITA	ITA	ONE RACING		<b>2:21.383</b>	6	6	+7.340	+1.004	<b>131.1</b>
17 23 Denis NAGULIN	RUS	RUS	CRAM COMPETITION		<b>2:23.634</b>	6	6	+9.591	+2.251	<b>129.0</b>

<b>Fastest Lap</b>	Lap 6	Daniil KVIAT	<b>2:14.043</b>	138.3 Kph
<b>Circuit Record Lap</b>	18/06/2011	Carlos SAINZ	<b>1:58.430</b>	156.5 Kph
<b>Circuit Best Lap</b>	18/06/2011	Will STEVENS	<b>1:56.578</b>	159.0 Kph

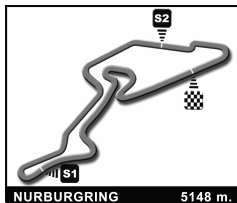
BEST LAPTIME DELETED TO N° 40 DUE TO ART.- 24.21

Published at: .....

Track Status:

**WET**

<b>Stewards:</b>	<b>Timekeeper:</b>
------------------	--------------------



Computerised results and timing service

**ROUND 3: NURBURGRING**  
**EUROCUP FORMULA RENAULT 2.0**  
**QUALIFYING 2 GROUP A**  
**Final Classification**

Driver	Nation	ASN	Team	Time	Lap	Total	Gap	Kph
1 5 <b>Carlos SAINZ</b>	ESP	ESP	KOIRANEN MOTORSPORT	<b>2:17.973</b>	6	6	-	<b>134.3</b>
2 9 <b>Timmy HANSEN</b>	SWE	SWE	INTERWETTEN.COM JUNIOR TEAM	<b>2:18.863</b>	6	6	+0.890	<b>133.5</b>
3 4 <b>Miki WECKSTROM</b>	FIN	FIN	TECH 1 RACING	<b>2:19.146</b>	6	6	+1.173	<b>133.2</b>
4 7 <b>Joni WIMAN</b>	FIN	FIN	KOIRANEN MOTORSPORT	<b>2:19.271</b>	6	6	+1.298	<b>133.1</b>
5 34 <b>Robin FRIJNS</b>	NED	NED	JOSEF KAUFMANN RACING	<b>2:19.548</b>	6	6	+1.575	<b>132.8</b>
6 24 <b>Vittorio GHIRELLI</b>	ITA	ITA	ONE RACING	<b>2:19.928</b>	6	6	+1.955	<b>132.4</b>
7 36 <b>Stoffel VANDOORNE</b>	BEL	BEL	KTR	<b>2:20.029</b>	6	6	+2.056	<b>132.3</b>
8 27 <b>Felix SERRALLES</b>	PUR	USA	FORTEC MOTORSPORT	<b>2:20.483</b>	6	6	+2.510	<b>131.9</b>
9 8 <b>John BRYANT MEISNER</b>	SWE	SWE	KOIRANEN MOTORSPORT	<b>2:20.513</b>	3	6	+2.540	<b>131.9</b>
10 10 <b>Christof VON GRUNIGEN</b>	SUI	SUI	INTERWETTEN.COM JUNIOR TEAM	<b>2:20.998</b>	6	6	+3.025	<b>131.4</b>
11 22 <b>Henrique MARTINS</b>	BRA	BRA	CRAM COMPETITION	<b>2:22.443</b>	3	6	+4.470	<b>130.1</b>
12 14 <b>Alex RIBERAS</b>	ESP	ESP	EPIC RACING	<b>2:22.584</b>	2	3	+4.611	<b>130.0</b>
13 2 <b>Paul Loup CHATIN</b>	FRA	FRA	TECH 1 RACING	<b>2:23.064</b>	2	4	+5.091	<b>129.5</b>
14 70 <b>Hans VILLEMI</b>	EST	EST	KOIRANEN MOTORSPORT	<b>2:23.488</b>	6	6	+5.515	<b>129.2</b>
15 21 <b>Richard GONDA</b>	SVK	SVK	KRENEK MOTORSPORT	<b>2:24.043</b>	6	6	+6.070	<b>128.7</b>
16 26 <b>Roman MAVLANOV</b>	RUS	RUS	BOETTI RACING TEAM	<b>2:26.494</b>	2	3	+8.521	<b>126.5</b>

Max. qual. time: 2:31.770

19 **Johannes MOOR**

EST EST MP MOTORSPORT

	Lap	Driver	Time	Kph
<b>Fastest Lap</b>	Lap 6	Carlos SAINZ	<b>2:17.973</b>	134.3 Kph
<b>Circuit Record Lap</b>	18/06/2011	Carlos SAINZ	<b>1:58.430</b>	156.5 Kph
<b>Circuit Best Lap</b>	18/06/2011	Will STEVENS	<b>1:56.578</b>	159.0 Kph

BEST LAPTIME DELETED TO N° 26 DUE TO ART.- 28.12  
LAST SESSION LAP NOT VALID DUE TO STEWARD'S DECISION.

Published at: .....

Track Status: **WET**

<b>Stewards:</b>	<b>Timekeeper:</b>
------------------	--------------------



Computerised results and timing service

ROUND 3: NURBURGRING  
EUROCUP FORMULA RENAULT 2.0

RACE 2 (25' +1 lap)

Final Classification

Driver	Nation	ASN	Team	Laps	Total Time	Gap	Kph	Best Lap			
								Lap	Time	Kph	
1 (24) 6 Daniil KYYAT	RUS	RUS	KOIRANEN MOTORSPORT	J	12	28:05.332	-	132.0	12	2:09.302	143.3
2 (24) 5 Carlos SAINZ	ESP	ESP	KOIRANEN MOTORSPORT	J	12	28:06.461	+1.129	131.9	12	2:09.021	143.6
3 (24) 9 Timmy HANSEN	SWE	SWE	INTERWETTEN.COM JUNIOR TEAM		12	28:27.052	+21.720	130.3	10	2:12.348	140.0
4 (24) 20 Karl Oscar LIIV	EST	EST	MP MOTORSPORT	J	12	28:27.188	+21.856	130.3	10	2:11.776	140.6
5 (24) 34 Robin FRJNS	NED	NED	JOSEF KAUFMANN RACING		12	28:27.517	+22.185	130.2	12	2:11.366	141.1
6 (24) 27 Felix SERRALLES	PUR	USA	FORTEC MOTORSPORT		12	28:27.835	+22.503	130.2	12	2:11.343	141.1
7 (24) 36 Stoffel VANDOORNE	BEL	BEL	KTR		12	28:28.298	+22.966	130.2	12	2:11.355	141.1
8 (24) 14 Alex RIBERAS	ESP	ESP	ERIC RACING	J	12	28:34.487	+29.155	129.7	12	2:11.364	141.1
9 (24) 2 Paul Loup CHATIN	FRA	FRA	TECH 1 RACING		12	28:39.210	+33.878	129.4	10	2:11.809	140.6
10 (24) 28 Will STEVENS	GBR	GBR	FORTEC MOTORSPORT		12	28:44.494	+39.162	129.0	11	2:12.092	140.3
11 22 Henrique MARTINS	BRA	BRA	CRAM COMPETITION		12	28:45.557	+40.225	128.9	10	2:13.112	139.2
12 19 Johannes MOOR	EST	EST	MP MOTORSPORT		12	28:49.312	+43.980	128.6	10	2:12.648	139.7
13 10 Christof VON GRUNIGEN	SUI	SUI	INTERWETTEN.COM JUNIOR TEAM		12	28:49.759	+44.427	128.6	10	2:12.173	140.2
14 31 Piefer SCHOTHORST	NED	NED	R-ACE GRAND PRIX		12	28:50.313	+44.981	128.5	10	2:11.826	140.6
15 26 Roman MAVLANOV	RUS	RUS	BOETTI RACING TEAM	J	12	28:50.623	+45.291	128.5	10	2:11.545	140.9
16 40 Yann ZIMMER	FRA	FRA	ARTA ENGINEERING		12	28:50.931	+45.599	128.5	12	2:11.689	140.7
17 70 Hans VILLEMI	EST	EST	KOIRANEN MOTORSPORT	J	12	28:59.510	+54.178	127.8	11	2:12.869	139.5
18 21 Richard GONDA	SVK	SVK	KRENEK MOTORSPORT	J	12	29:01.591	+56.259	127.7	11	2:12.924	139.4
19 25 Edolo GHIRELLI	ITA	ITA	ONE RACING		12	29:11.391	+1:06.059	127.0	12	2:13.852	138.5
20 39 Ronnie LUNDSTROMER	SWE	SWE	KEO RACING	J	12	29:13.439	+1:08.107	126.8	12	2:14.599	137.7
21 4 Miki WECKSTROM	FIN	FIN	TECH 1 RACING		10	24:04.083	2 Laps	128.3	10	2:12.208	140.2

Not classified:

8 John BRYANT MEISNER	SWE	SWE	KOIRANEN MOTORSPORT	J	9	22:54.025			8	2:13.713	138.6
1 Javier TARANCON	ESP	ESP	TECH 1 RACING		8	19:43.637			8	2:14.351	137.9
30 Come LEDOGAR	FRA	FRA	R-ACE GRAND PRIX		6	15:12.216			5	2:14.355	137.9
17 Thomas JAGER	AUT	AUT	ERIC RACING		6	15:26.422			6	2:15.492	136.8
18 Kevin KLEVEROS	SWE	SWE	MP MOTORSPORT		5	14:25.066			4	2:23.278	129.3
32 Norman NATO	FRA	FRA	R-ACE GRAND PRIX		4	10:48.932			4	2:17.516	134.8
24 Vittorio GHIRELLI	ITA	ITA	ONE RACING	J	4	11:07.273			2	2:50.259	108.9
33 Mathieu JAMINET	FRA	FRA	JOSEF KAUFMANN RACING	J	4	11:30.122			2	2:48.988	109.7
71 Melville McKEE	GBR	GBR	ARTA ENGINEERING	J	1	3:55.969					
7 Jani WIMAN	FIN	FIN	KOIRANEN MOTORSPORT	J							
23 Denis NAGULIN	RUS	RUS	CRAM COMPETITION								
35 Oscar Andres TUNJO	COL	COL	JOSEF KAUFMANN RACING	J							
38 Sandy STUVIK	THA	THA	KEO RACING	J							

Pole Position	D. KYYAT	2:14.043	
Fastest Lap	Lap 12 Carlos SAINZ	2:09.021	143.6 Kph
Circuit Record Lap	18/06/2011 Carlos SAINZ	1:58.430	156.5 Kph
Circuit Best Lap	18/06/2011 Will STEVENS	1:56.578	159.0 Kph

SUBJECT TO DOPING CHECKS.

Published at: .....

Track Status: **WET**

Race Director:	Timekeeper:
----------------	-------------