



Computerised results and timing service

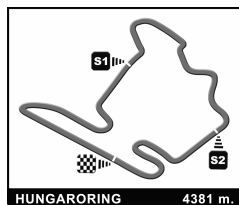
HUNGARORING
FORMULA RENAULT 2.0 EUROCUP
COLLECTIVE TEST 1
Classification

Driver	Nation	ASN	Team	Time	Lap	Total	Gap	Kph		
1	19	Nyck DE VRIES	NED	KOIRANEN GP	2:02.576	11	21	-	-	128.7
2	10	Andrea PIZZITOLA	FRA	MANOR MP MOTORSPORT	2:03.623	16	19	+1.047	+1.047	127.6
3	15	Kevin JÖRG	SUI	JOSEF KAUFMANN RACING	2:03.960	9	17	+1.384	+0.337	127.2
4	18	Ignazio D'AGOSTO	ITA	KOIRANEN GP	2:03.972	14	22	+1.396	+0.012	127.2
5	23	Alexander ALBON	THA	KTR	2:04.040	3	16	+1.464	+0.068	127.1
6	17	Nick CASSIDY	NZL	KOIRANEN GP	2:04.050	7	22	+1.474	+0.010	127.1
7	7	Matt PARRY	GBR	FORTEC MOTORSPORTS	2:04.221	14	20	+1.645	+0.171	127.0
8	8	Jack AITKEN	GBR	FORTEC MOTORSPORTS	2:04.471	6	21	+1.895	+0.250	126.7
9	20	Bruno BONIFACIO	BRA	PREMA POWERTEAM	2:04.540	15	20	+1.964	+0.069	126.6
10	11	Steijn SCHOTHORST	NED	MANOR MP MOTORSPORT	2:04.547	5	13	+1.971	+0.007	126.6
11	22	Dennis OLSEN	NOR	PREMA POWERTEAM	2:04.662	18	21	+2.086	+0.115	126.5
12	9	Martin RUMP	EST	FORTEC MOTORSPORTS	2:04.892	17	22	+2.316	+0.230	126.3
13	51	Charles LECLERC	MON	FORTEC MOTORSPORTS	2:04.895	12	18	+2.319	+0.003	126.3
14	60	Jake HUGHES	GBR	GBR STRAKKA RACING	2:05.182	17	21	+2.606	+0.287	126.0
15	3	Egor ORUDZHEV	RUS	TECH 1 RACING	2:05.226	6	17	+2.650	+0.044	125.9
16	6	Callan O'KEEFE	RSA	ART JUNIOR TEAM	2:05.285	4	18	+2.709	+0.059	125.9
17	2	Vasily ROMANOV	RUS	TECH 1 RACING	2:05.308	8	19	+2.732	+0.023	125.9
18	21	Hans VILLEMI	EST	PREMA POWERTEAM	2:05.422	18	21	+2.846	+0.114	125.7
19	4	Aurélien PANIS	FRA	ART JUNIOR TEAM	2:05.723	5	19	+3.147	+0.301	125.4
20	14	Gustav MALJA	SWE	JOSEF KAUFMANN RACING	2:06.041	18	21	+3.465	+0.318	125.1
21	1	Anthoine HUBERT	FRA	TECH 1 RACING	2:06.288	14	20	+3.712	+0.247	124.9
22	24	Gregor RAMSAY	GBR	KTR	2:06.304	9	15	+3.728	+0.016	124.9
23	26	James ALLEN	AUS	ARTA ENGINEERING	2:06.469	12	19	+3.893	+0.165	124.7
24	5	Simon GACHET	FRA	ART JUNIOR TEAM	2:06.708	8	9	+4.132	+0.239	124.5
25	44	Luke CHUDLEIGH	CAN	TECH 1 RACING	2:07.218	7	20	+4.642	+0.510	124.0
26	16	Ryan TVETER	USA	JOSEF KAUFMANN RACING	2:07.320	7	19	+4.744	+0.102	123.9
Fastest Lap	Lap 11	Nyck DE VRIES		2:02.576				128.7 Kph		
Circuit Record Lap	15/09/2013	Nyck DE VRIES		1:43.533				152.3 Kph		
Circuit Best Lap	13/09/2013	Pierre GASLY		1:41.831				154.9 Kph		

Published at:

Track Status: **WET**

Race Director:	Timekeeper:
-----------------------	--------------------



Computerised results and timing service

HUNGARORING
FORMULA RENAULT 2.0 EURO CUP
COLLECTIVE TEST 2
Classification

Driver	Nation	ASN	Team		Time	Lap	Total	Gap	Kph
1 51 Charles LECLERC	MON		FORTEC MOTORSPORTS	J	2:00.294	23	23	-	131.1
2 20 Bruno BONIFACIO	BRA		PREMA POWERTEAM		2:01.265	26	26	+0.971	130.1
3 8 Jack AITKEN	GBR		FORTEC MOTORSPORTS		2:01.692	20	21	+1.398	129.6
4 15 Kevin JÖRG	SUI		JOSEF KAUFMANN RACING		2:02.093	17	17	+1.799	129.2
5 6 Callan O'KEEFFE	RSA		ART JUNIOR TEAM	J	2:02.257	22	22	+1.963	129.0
6 14 Gustav MALJA	SWE		JOSEF KAUFMANN RACING		2:02.764	20	20	+2.470	128.5
7 19 Nyck DE VRIES	NED		KOIRANEN GP		2:02.811	18	24	+2.517	128.4
8 7 Matt PARRY	GBR		FORTEC MOTORSPORTS		2:02.820	21	21	+2.526	128.4
9 11 Steijn SCHOTHORST	NED		MANOR MP MOTORSPORT		2:02.834	18	21	+2.540	128.4
10 23 Alexander ALBON	THA		KTR	J	2:02.866	20	21	+2.572	128.4
11 10 Andrea PIZZITOLA	FRA		MANOR MP MOTORSPORT		2:02.960	15	17	+2.666	128.3
12 21 Hans VILLEMI	EST		PREMA POWERTEAM		2:03.105	21	22	+2.811	128.1
13 9 Martin RUMP	EST		FORTEC MOTORSPORTS		2:03.133	23	23	+2.839	128.1
14 18 Ignazio D'AGOSTO	ITA		KOIRANEN GP		2:03.358	22	25	+3.064	127.9
15 3 Egor ORUDZHEV	RUS		TECH 1 RACING		2:03.383	20	22	+3.089	127.8
16 1 Antoine HUBERT	FRA		TECH 1 RACING	J	2:03.587	21	21	+3.293	127.6
17 61 Matthew GRAHAM	GBR		STRAKKA RACING	J	2:03.659	23	23	+3.365	127.5
18 44 Luke CHUDLEIGH	CAN		TECH 1 RACING		2:03.699	22	22	+3.405	127.5
19 24 Gregor RAMSAY	GBR		KTR	J	2:03.937	21	21	+3.643	127.3
20 60 Jake HUGHES	GBR		STRAKKA RACING		2:04.159	19	20	+3.865	127.0
21 4 Aurélien PANIS	FRA		ART JUNIOR TEAM		2:04.181	21	21	+3.887	127.0
22 2 Vasily ROMANOV	RUS		TECH 1 RACING	J	2:04.201	22	22	+3.907	127.0
23 5 Simon GACHET	FRA		ART JUNIOR TEAM		2:04.259	20	20	+3.965	126.9
24 17 Nick CASSIDY	NZL		KOIRANEN GP		2:04.342	18	24	+4.048	126.8
25 16 Ryan TVETER	USA		JOSEF KAUFMANN RACING		2:04.391	18	20	+4.097	126.8
26 26 James ALLEN	AUS		ARTA ENGINEERING	J	2:04.428	14	16	+4.134	126.8
27 22 Dennis OLSEN	NOR		PREMA POWERTEAM	J	2:04.920	13	23	+4.626	126.3

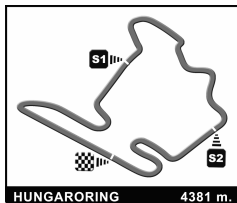
Fastest Lap	Lap 23	Charles LECLERC	2:00.294	131.1 Kph
Circuit Record Lap	15/09/2013	Nyck DE VRIES	1:43.533	152.3 Kph
Circuit Best Lap	13/09/2013	Pierre GASLY	1:41.831	154.9 Kph

Published at:

Track Status:

WET

Race Director:	Timekeeper:
-----------------------	--------------------



Computerised results and timing service

HUNGARORING
FORMULA RENAULT 2.0 EUROCUP
QUALIFYING 1 (GROUP A)
Final Classification

Driver	Nation	ASN	Team		Time	Lap	Total	Gap	Kph	
1 51 Charles LECLERC	MON		FORTEC MOTORSPORTS	J	1:47.859	8	8	-	-	146.2
2 19 Nyck DE VRIES	NED		KOIRANEN GP		1:47.903	8	8	+0.044	+0.044	146.2
3 17 Nick CASSIDY	NZL		KOIRANEN GP		1:48.246	8	8	+0.387	+0.343	145.7
4 23 Alexander ALBON	THA		KTR	J	1:48.415	8	8	+0.556	+0.169	145.5
5 7 Matt PARRY	GBR		FORTEC MOTORSPORTS		1:49.756	7	8	+1.897	+1.341	143.7
6 9 Martin RUMP	EST		FORTEC MOTORSPORTS		1:50.091	8	8	+2.232	+0.335	143.3
7 20 Bruno BONIFACIO	BRA		PREMA POWERTEAM		1:50.114	8	8	+2.255	+0.023	143.2
8 4 Aurélien PANIS	FRA		ART JUNIOR TEAM		1:50.227	8	8	+2.368	+0.113	143.1
9 60 Jake HUGHES	GBR		STRAKKA RACING		1:50.359	8	8	+2.500	+0.132	142.9
10 24 Gregor RAMSAY	GBR		KTR	J	1:50.541	7	8	+2.682	+0.182	142.7
11 61 Matthew GRAHAM	GBR		STRAKKA RACING	J	1:50.627	8	8	+2.768	+0.086	142.6
12 5 Simon GACHET	FRA		ART JUNIOR TEAM		1:52.409	6	6	+4.550	+1.782	140.3
13 2 Vasily ROMANOV	RUS		TECH 1 RACING	J	1:53.431	7	7	+5.572	+1.022	139.0
14 8 Jack AITKEN	GBR		FORTEC MOTORSPORTS		1:54.241	3	3	+6.382	+0.810	138.1

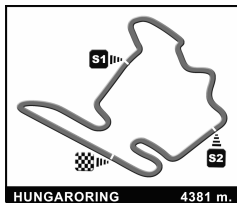
Fastest Lap	Lap 8	Charles LECLERC	1:47.859	146.2 Kph
Circuit Record Lap	15/09/2013	Nyck DE VRIES	1:43.533	152.3 Kph
Circuit Best Lap	13/09/2013	Pierre GASLY	1:41.831	154.9 Kph

Published at:

Track Status:

WET

Stewards:	Timekeeper:
------------------	--------------------



Computerised results and timing service

HUNGARORING
FORMULA RENAULT 2.0 EURO CUP
QUALIFYING 1 (GROUP B)
Final Classification

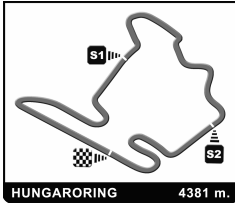
Driver	Nation	ASN	Team	Time	Lap	Total	Gap	Kph
1 10 Andrea PIZZITOLA	FRA		MANOR MP MOTORSPORT	1:45.253	7	7	-	149.8
2 21 Hans VILLEMI	EST		PREMA POWERTEAM	1:45.460	9	9	+0.207	149.6
3 14 Gustav MALJA	SWE		JOSEF KAUFMANN RACING	1:45.514	8	8	+0.261	149.5
4 18 Ignazio D'AGOSTO	ITA		KOIRANEN GP	1:45.742	9	9	+0.489	149.2
5 22 Dennis OLSEN	NOR		PREMA POWERTEAM	1:45.765	9	9	+0.512	149.1
6 15 Kevin JÖRG	SUI		JOSEF KAUFMANN RACING	1:45.853	6	8	+0.600	149.0
7 6 Callan O'KEEFFE	RSA		ART JUNIOR TEAM	1:46.163	8	8	+0.910	148.6
8 1 Anthoine HUBERT	FRA		TECH 1 RACING	1:46.259	8	8	+1.006	148.4
9 3 Egor ORUDZHEV	RUS		TECH 1 RACING	1:46.682	7	8	+1.429	147.8
10 11 Steijn SCHOTHORST	NED		MANOR MP MOTORSPORT	1:46.696	8	8	+1.443	147.8
11 16 Ryan TVETER	USA		JOSEF KAUFMANN RACING	1:46.729	8	8	+1.476	147.8
12 26 James ALLEN	AUS		ARTA ENGINEERING	1:46.869	8	8	+1.616	147.6
13 44 Luke CHUDLEIGH	CAN		TECH 1 RACING	1:48.432	7	8	+3.179	145.5
Fastest Lap	Lap 7	Andrea PIZZITOLA		1:45.253				149.8 Kph
Circuit Record Lap	15/09/2013	Nyck DE VRIES		1:43.533				152.3 Kph
Circuit Best Lap	13/09/2013	Pierre GASLY		1:41.831				154.9 Kph

Published at:

Track Status:

WET

Stewards:	Timekeeper:
------------------	--------------------



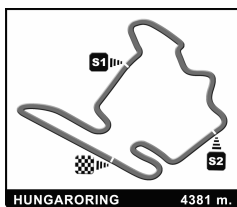
Computerised results and timing service

HUNGARORING
FORMULA RENAULT 2.0 EURO CUP
RACE 1 (25' +1 lap)
Starting Grid

2 - V. ROMANOV	1:53.431	26	8 - J. AITKEN	1:54.241	27
5 - S. GACHET	1:52.409	24	44 - L. CHUDLEIGH	1:48.432	25
61 - M. GRAHAM	1:50.627	22	26 - J. ALLEN	1:46.869	23
24 - G. RAMSAY	1:50.541	20	16 - R. TVETER	1:46.729	21
60 - J. HUGHES	1:50.359	18	11 - S. SCHOTHORST	1:46.696	19
4 - A. PANIS	1:50.227	16	3 - E. ORUDZHEV	1:46.682	17
20 - B. BONIFACIO	1:50.114	14	1 - A. HUBERT	1:46.259	15
9 - M. RUMP	1:50.091	12	6 - C. O'KEEFFE	1:46.163	13
7 - M. PARRY	1:49.756	10	15 - K. JÖRG	1:45.853	11
23 - A. ALBON	1:48.415	8	22 - D. OLSEN	1:45.765	9
17 - N. CASSIDY	1:48.246	6	18 - I. D'AGOSTO	1:45.742	7
19 - N. DE VRIES	1:47.903	4	14 - G. MALJA	1:45.514	5
51 - C. LECLERC	1:47.859	2	21 - H. VILLEMI	1:45.460	3
			10 - A. PIZZITOLA	1:45.253	1

Published at:

Stewards:	Timekeeper:
------------------	--------------------



Computerised results and timing service

HUNGARORING
FORMULA RENAULT 2.0 EUROCUP
RACE 1 (25' + 1 lap)
Final Classification

Driver	Nation	ASN	Team	Laps	Total Time	Gap	Kph	Best Lap		
								Lap	Time	Kph
1 (25) 10 Andrea PIZZITOLA	FRA		MANOR MP MOTORSPORT	16	27:54.441	-	150.7	10	1:43.831	151.9
2 51 Charles LECLERC	MON		FORTEC MOTORSPORTS	J 16	27:55.470	+1.029	150.6	12	1:43.836	151.9
3 (18) 19 Nyck DE VRIES	NED		KOIRANEN GP	16	27:55.623	+1.182	150.6	12	1:43.665	152.1
4 (15) 21 Hans VILLEMI	EST		PREMA POWERTEAM	16	28:01.762	+7.321	150.0	10	1:44.056	151.6
5 (12) 14 Gustav MALJA	SWE		JOSEF KAUFMANN RACING	16	28:03.619	+9.178	149.9	15	1:44.160	151.4
6 (10) 18 Ignazio D'AGOSTO	ITA		KOIRANEN GP	16	28:04.319	+9.878	149.8	14	1:44.143	151.4
7 (8) 23 Alexander ALBON	THA		KTR	J 16	28:05.279	+10.838	149.7	15	1:44.201	151.4
8 (6) 20 Bruno BONIFACIO	BRA		PREMA POWERTEAM	16	28:06.046	+11.605	149.7	8	1:44.150	151.4
9 (4) 22 Dennis OLSEN	NOR		PREMA POWERTEAM	J 16	28:06.312	+11.871	149.6	11	1:43.824	151.9
10 (2) 17 Nick CASSIDY	NZL		KOIRANEN GP	16	28:13.592	+19.151	149.0	16	1:44.295	151.2
11 (1) 3 Egor ORUDZHEV	RUS		TECH 1 RACING	16	28:14.072	+19.631	149.0	13	1:44.220	151.3
12 7 Matt PARRY	GBR		FORTEC MOTORSPORTS	16	28:15.310	+20.869	148.8	9	1:44.326	151.2
13 15 Kevin JÖRG	SUI		JOSEF KAUFMANN RACING	16	28:16.822	+22.381	148.7	13	1:44.641	150.7
14 1 Anthoine HUBERT	FRA		TECH 1 RACING	J 16	28:17.435	+22.994	148.7	14	1:44.836	150.4
15 24 Gregor RAMSAY	GBR		KTR	J 16	28:20.738	+26.297	148.4	11	1:44.922	150.3
16 9 Martin RUMP	EST		FORTEC MOTORSPORTS	16	28:21.392	+26.951	148.3	12	1:44.775	150.5
17 61 Matthew GRAHAM	GBR		STRAKKA RACING	J 16	28:22.374	+27.933	148.2	14	1:44.961	150.3
18 8 Jack AITKEN	GBR		FORTEC MOTORSPORTS	16	28:22.980	+28.539	148.2	13	1:44.936	150.3
19 11 Steijn SCHOTHORST	NED		MANOR MP MOTORSPORT	16	28:24.793	+30.352	148.0	16	1:44.509	150.9
20 44 Luke CHUDLEIGH	CAN		TECH 1 RACING	16	28:30.685	+36.244	147.5	14	1:44.642	150.7
21 2 Vasily ROMANOV	RUS		TECH 1 RACING	J 16	28:31.518	+37.077	147.4	14	1:44.915	150.3
22 26 James ALLEN	AUS		ARTA ENGINEERING	J 16	28:44.157	+49.716	146.4	11	1:45.121	150.0
23 16 Ryan TVETER	USA		JOSEF KAUFMANN RACING	16	29:34.869	+1:40.428	142.2	11	1:44.452	151.0
24 60 Jake HUGHES	GBR		STRAKKA RACING	14	24:48.321	2 Laps	148.4	14	1:44.689	150.7

Excluded

6 Callan O'KEEFFE	RSA		ART JUNIOR TEAM	J 16	28:18.589			13	1:44.897	150.4
4 Aurélien PANIS	FRA		ART JUNIOR TEAM	16	28:19.817			14	1:44.709	150.6
5 Simon GACHET	FRA		ART JUNIOR TEAM	16	28:31.839			14	1:44.818	150.5

Pole Position		A. PIZZITOLA	1:45.253	149.8 Kph
Fastest Lap	Lap 12	Nyck DE VRIES	1:43.665	152.1 Kph
Circuit Record Lap	15/09/2013	Nyck DE VRIES	1:43.533	152.3 Kph
Circuit Best Lap	13/09/2013	Pierre GASLY	1:41.831	154.9 Kph

CARS N° 04/05/06 EXCLUDED - STEWARDS DECISION N° 1

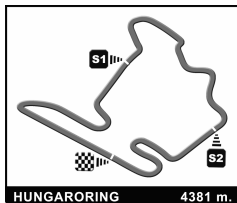
Published at:

Track Status:

DRY

Stewards:

Timekeeper:



Computerised results and timing service

HUNGARORING
FORMULA RENAULT 2.0 EUROCUP
QUALIFYING 2 (GROUP A)
Final Classification

Driver	Nation	ASN	Team	Time	Lap	Total	Gap	Kph
1 8 Jack AITKEN	GBR		FORTEC MOTORSPORTS	2:02.274	6	7	-	129.0
2 51 Charles LECLERC	MON		FORTEC MOTORSPORTS	2:02.447	7	7	+0.173	128.8
3 19 Nyck DE VRIES	NED		KOIRANEN GP	2:02.500	8	8	+0.226	128.7
4 7 Matt PARRY	GBR		FORTEC MOTORSPORTS	2:03.071	7	7	+0.797	128.2
5 20 Bruno BONIFACIO	BRA		PREMA POWERTEAM	2:03.313	8	8	+1.039	127.9
6 17 Nick CASSIDY	NZL		KOIRANEN GP	2:03.346	8	8	+1.072	127.9
7 9 Martin RUMP	EST		FORTEC MOTORSPORTS	2:03.350	7	7	+1.076	127.9
8 23 Alexander ALBON	THA		KTR	2:03.548	7	7	+1.274	127.7
9 4 Aurélien PANIS	FRA		ART JUNIOR TEAM	2:04.345	7	7	+2.071	126.8
10 60 Jake HUGHES	GBR		STRAKKA RACING	2:04.361	6	7	+2.087	126.8
11 2 Vasily ROMANOV	RUS		TECH 1 RACING	2:04.823	7	7	+2.549	126.4
12 5 Simon GACHET	FRA		ART JUNIOR TEAM	2:05.181	7	7	+2.907	126.0
13 24 Gregor RAMSAY	GBR		KTR	2:05.340	7	7	+3.066	125.8
14 61 Matthew GRAHAM	GBR		STRAKKA RACING	2:05.437	6	7	+3.163	125.7

Fastest Lap	Lap 6	Jack AITKEN	2:02.274	129.0 Kph
Circuit Record Lap	15/09/2013	Nyck DE VRIES	1:43.533	152.3 Kph
Circuit Best Lap	13/09/2013	Pierre GASLY	1:41.831	154.9 Kph

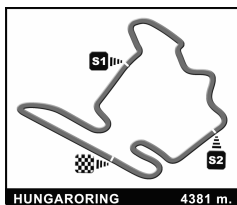
Published at:

Track Status:

WET

Stewards:

Timekeeper:



Computerised results and timing service

HUNGARORING
FORMULA RENAULT 2.0 EURO CUP
QUALIFYING 2 (GROUP B)
Final Classification

Driver	Nation	ASN	Team	Time	Lap	Total	Gap	Kph
1 14 Gustav MALJA	SWE		JOSEF KAUFMANN RACING	2:03.541	6	7	-	127.7
2 11 Steijn SCHOTHORST	NED		MANOR MP MOTORSPORT	2:03.669	5	5	+0.128	127.5
3 18 Ignazio D'AGOSTO	ITA		KOIRANEN GP	2:04.199	6	7	+0.658	127.0
4 3 Egor ORUDZHEY	RUS		TECH 1 RACING	2:04.296	5	6	+0.755	126.9
5 1 Anthoine HUBERT	FRA		TECH 1 RACING	2:04.368	6	6	+0.827	126.8
6 22 Dennis OLSEN	NOR		PREMA POWERTEAM	2:04.559	4	6	+1.018	126.6
7 15 Kevin JÖRG	SUI		JOSEF KAUFMANN RACING	2:04.772	4	6	+1.231	126.4
8 16 Ryan TVETER	USA		JOSEF KAUFMANN RACING	2:04.865	6	6	+1.324	126.3
9 10 Andrea PIZZITOLA	FRA		MANOR MP MOTORSPORT	2:04.916	2	5	+1.375	126.3
10 26 James ALLEN	AUS		ARTA ENGINEERING	2:05.254	5	6	+1.713	125.9
11 6 Callan O'KEEFFE	RSA		ART JUNIOR TEAM	2:05.652	6	6	+2.111	125.5
12 44 Luke CHUDLEIGH	CAN		TECH 1 RACING	2:06.409	5	6	+2.868	124.8
13 21 Hans VILLEMI	EST		PREMA POWERTEAM	2:06.939	6	6	+3.398	124.2

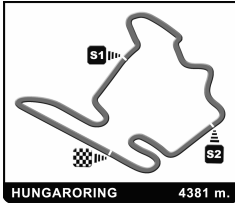
Fastest Lap	Lap 6	Gustav MALJA	2:03.541	127.7 Kph
Circuit Record Lap	15/09/2013	Nyck DE VRIES	1:43.533	152.3 Kph
Circuit Best Lap	13/09/2013	Pierre GASLY	1:41.831	154.9 Kph

CAR #1 BEST LAP TIME DELETED Art. 28.12

Published at:

Track Status: **WET**

Stewards:	Timekeeper:
------------------	--------------------



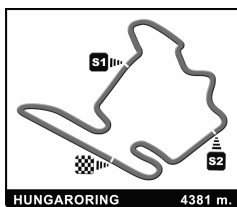
Computerised results and timing service

HUNGARORING
FORMULA RENAULT 2.0 EURO CUP
RACE 2 (25' + 1 lap)
Starting Grid

21 - H. VILLEMI	2:06.939	26	61 - M. GRAHAM	2:05.437	27
44 - L. CHUDLEIGH	2:06.409	24	24 - G. RAMSAY	2:05.340	25
6 - C. O'KEEFFE	2:05.652	22	5 - S. GACHET	2:05.181	23
26 - J. ALLEN	2:05.254	20	2 - V. ROMANOV	2:04.823	21
10 - A. PIZZITOLA	2:04.916	18	60 - J. HUGHES	2:04.361	19
16 - R. TVETER	2:04.865	16	4 - A. PANIS	2:04.345	17
15 - K. JÖRG	2:04.772	14	23 - A. ALBON	2:03.548	15
22 - D. OLSEN	2:04.559	12	9 - M. RUMP	2:03.350	13
1 - A. HUBERT	2:04.368	10	17 - N. CASSIDY	2:03.346	11
3 - E. ORUDZHEV	2:04.296	8	20 - B. BONIFACIO	2:03.313	9
18 - I. D'AGOSTO	2:04.199	6	7 - M. PARRY	2:03.071	7
11 - S. SCHOTHORST	2:03.669	4	19 - N. DE VRIES	2:02.500	5
14 - G. MALJA	2:03.541	2	51 - C. LECLERC	2:02.447	3
			8 - J. AITKEN	2:02.274	1

Published at:

Stewards:	Timekeeper:
------------------	--------------------



Computerised results and timing service

HUNGARORING
FORMULA RENAULT 2.0 EUROCUP
RACE 2 (25' + 1 lap)
Final Classification

										Best Lap		
Driver	Nation	ASN	Team	Laps	Total Time	Gap	Kph	Lap	Time	Kph		
1 (25)	8	Jack AITKEN	GBR	FORTEC MOTORSPORTS	15	27:55.150	-	141.2	11	1:44.020	151.6	
2	51	Charles LECLERC	MON	FORTEC MOTORSPORTS	J	27:55.723	+0.573	141.2	11	1:44.028	151.6	
3 (18)	18	Ignazio D'AGOSTO	ITA	KOIRANEN GP	15	27:56.698	+1.548	141.1	13	1:43.891	151.8	
4 (15)	14	Gustav MALJA	SWE	JOSEF KAUFMANN RACING	15	28:00.042	+4.892	140.8	10	1:43.898	151.8	
5 (12)	7	Matt PARRY	GBR	FORTEC MOTORSPORTS	15	28:00.851	+5.701	140.7	13	1:44.111	151.5	
6 (10)	23	Alexander ALBON	THA	KTR	J	28:01.338	+6.188	140.7	13	1:44.018	151.6	
7 (8)	19	Nyck DE VRIES	NED	KOIRANEN GP	15	28:01.785	+6.635	140.7	13	1:43.956	151.7	
8 (6)	22	Dennis OLSEN	NOR	PREMA POWERTEAM	J	28:02.267	+7.117	140.6	11	1:43.840	151.9	
9 (4)	10	Andrea PIZZITOLA	FRA	MANOR MP MOTORSPORT	15	28:02.808	+7.658	140.6	13	1:43.824	151.9	
10 (2)	11	Steijn SCHOTHORST	NED	MANOR MP MOTORSPORT	15	28:04.943	+9.793	140.4	15	1:44.133	151.5	
11 (1)	15	Kevin JÖRG	SUI	JOSEF KAUFMANN RACING	15	28:06.804	+11.654	140.2	10	1:44.440	151.0	
12	60	Jake HUGHES	GBR	STRAKKA RACING	15	28:07.238	+12.088	140.2	14	1:43.654	152.2	
13	16	Ryan TVETER	USA	JOSEF KAUFMANN RACING	15	28:09.349	+14.199	140.0	12	1:44.645	150.7	
14	4	Aurélien PANIS	FRA	ART JUNIOR TEAM	15	28:09.875	+14.725	140.0	15	1:44.500	150.9	
15	2	Vasily ROMANOV	RUS	TECH 1 RACING	J	28:10.606	+15.456	139.9	10	1:44.651	150.7	
16	1	Anthoine HUBERT	FRA	TECH 1 RACING	J	28:11.087	+15.937	139.9	11	1:44.197	151.4	
17	24	Gregor RAMSAY	GBR	KTR	J	28:13.051	+17.901	139.7	13	1:44.666	150.7	
18	21	Hans VILLEMI	EST	PREMA POWERTEAM	15	28:13.542	+18.392	139.7	13	1:44.482	151.0	
19	5	Simon GACHET	FRA	ART JUNIOR TEAM	15	28:14.370	+19.220	139.6	13	1:44.546	150.9	
20	6	Callan O'KEEFFE	RSA	ART JUNIOR TEAM	J	28:14.879	+19.729	139.6	15	1:44.131	151.5	
21	44	Luke CHUDLEIGH	CAN	TECH 1 RACING	15	28:17.757	+22.607	139.3	12	1:44.957	150.3	
22	26	James ALLEN	AUS	ARTA ENGINEERING	J	28:30.422	+35.272	138.3	3	1:45.937	148.9	

Not classified:

9	Martin RUMP	EST	FORTEC MOTORSPORTS	2	3:42.391			2	1:45.401	149.6
3	Egor ORUDZHEV	RUS	TECH 1 RACING	1	2:03.831					
17	Nick CASSIDY	NZL	KOIRANEN GP							
20	Bruno BONIFACIO	BRA	PREMA POWERTEAM							
61	Matthew GRAHAM	GBR	STRAKKA RACING	J						

Pole Position	J. AITKEN	2:02.274	129.0 Kph
Fastest Lap	Lap 14 Jake HUGHES	1:43.654	152.2 Kph
Circuit Record Lap	15/09/2013 Nyck DE VRIES	1:43.533	152.3 Kph
Circuit Best Lap	13/09/2013 Pierre GASLY	1:41.831	154.9 Kph

Published at:

Track Status:

WET

Stewards:	Timekeeper:
------------------	--------------------